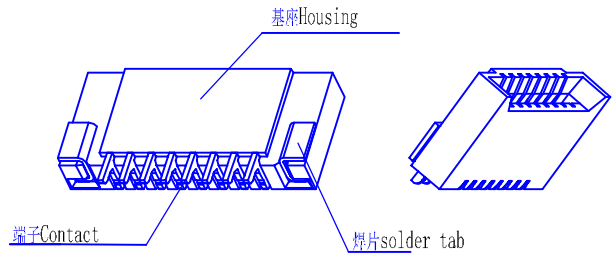


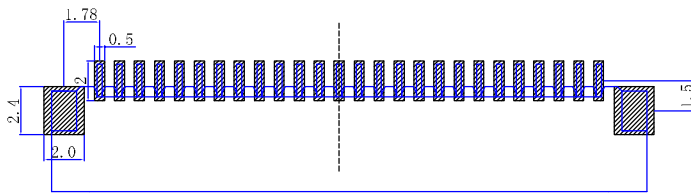
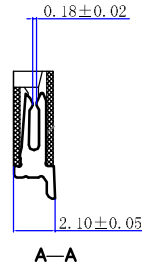
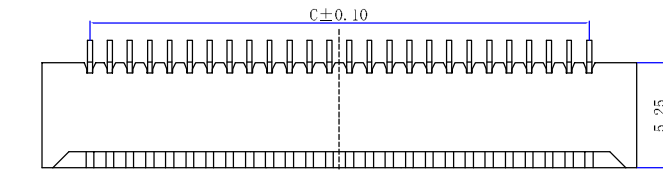
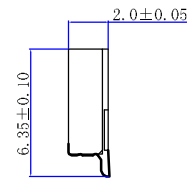
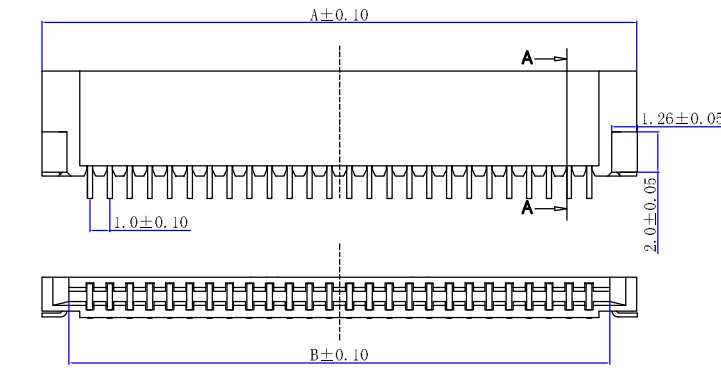
技术参数 **SPECIFICATIONS**

间距 (Pitch) : 1.0
 极数 (Poles) : 4~40
 额定电压 (Voltage rating):50V DC/AC
 额定电流 (Current rating) :0.5A DC/AC
 耐压值 (Withstand Voltage) :500VAC/m
 工作温度 (Working Temperature) :-25℃~+85℃
 绝缘电阻 (Insulation Resistance) :≥500MΩ
 接触电阻 (Contact resistance) :≤30mΩ

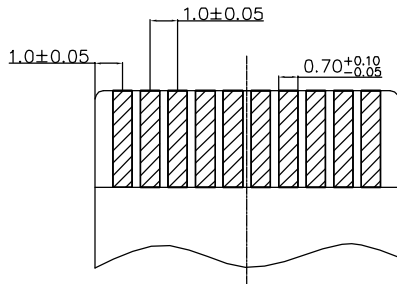


材料 **Material**

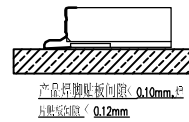
接触件 (Contact) : 磷青铜 (t=0.25mm) 镀锡 Phosphor Bronze (t=0.25mm) Tin-plated
 焊片 (solder tab): 黄铜 (t=0.20mm) 镀锡 Brass (t=0.20mm) Tin-plated
 塑胶主体 (Housing) : 耐热树脂 I.P.C (UL94V-0) Heat resistance plastic (UL94V-0)



PCB LAYOUT



适用电缆 (proper cable)
 (δ=0.3±0.02mm)



产品焊脚距板间距: 0.10mm, ±0.02
 焊脚厚度: 0.12mm

孔位	A	B	C
4	7.80	5.10	3.00
5	8.80	6.10	4.00
6	9.80	7.10	5.00
7	10.80	8.10	6.00
8	11.80	9.10	7.00
9	12.80	10.10	8.00
10	13.80	11.10	9.00
11	14.80	12.10	10.00
12	15.80	13.10	11.00
13	16.80	14.10	12.00
14	17.80	15.10	13.00
15	18.80	16.10	14.00
16	19.80	17.10	15.00
17	20.80	18.10	16.00
18	21.80	19.10	17.00
19	22.80	20.10	18.00
20	23.80	21.10	19.00
21	24.80	22.10	20.00
22	25.80	23.10	21.00
23	26.80	24.10	22.00
24	27.80	25.10	23.00
25	28.80	26.10	24.00
26	29.80	27.10	25.00
27	30.80	28.10	26.00
28	31.80	29.10	27.00
29	32.80	30.10	28.00
30	33.80	31.10	29.00
31	34.80	32.10	30.00
32	35.80	33.10	31.00
33	36.80	34.10	32.00
34	37.80	35.10	33.00
35	38.80	36.10	34.00
36	39.80	37.10	35.00
37	40.80	38.10	36.00
38	41.80	39.10	37.00
39	42.80	40.10	38.00
40	43.80	41.10	39.00

产品名称	FPC 连接器	文件编号		页次	1/1	绘制比例	1:1	东莞市创亿科技有限公司 DONGGUAN CYCONN TECHNOLOGY CO.,LTD		
产品型号	1.0-3-nPWB	文件版本	B.0	单位	mm	图样标记				
文件版本	更新标记	更新内容		经办/日期	批准/日期	.X	±0.20	°	±3'	制作/日期
						.XX	±0.10	'	±2'	校对/日期
						.XXX	±0.05	''	±1'	审核/日期
							线性尺寸	角度尺寸	批准/日期	